

Got Rats?

Here are some tips to prevent them without poison



Cut branches back three feet away from the roof.

Rip out ivy. Do not accumulate trash.



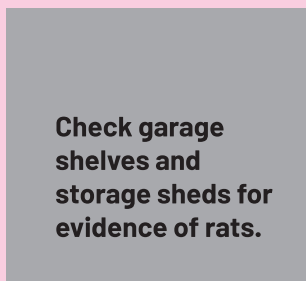
Use wire mesh or hardware cloth under porches that extends partially into the ground.



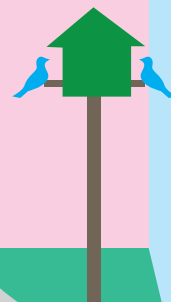
Provide tight-fitting covers on crawl space entrances.



Check garage shelves and storage sheds for evidence of rats.




Cap plumbing vent stacks with hardware cloth.




If you feed the birds, feed small amounts at a time and bring feeders in at night. Clean up fallen seed.

Elevate your chicken coop by 18 inches.



DO NOT USE:

Snap traps in the open landscape. They can maim and harm other animals.




Sticky traps or glue boards. They cause horrific suffering and other animals get caught in them, including songbirds.

Rodenticides: Rat poison kills birds and wildlife, not just rats. When a hawk, owl, or bobcat eats a poisoned rat, they too, can become very ill or perish of secondary poisoning. Rat poison can also poison your dog or cat.



O.K. TO USE:

- **Electronic traps** (only in safe locations) like The Raticator or other rat "zapper."
- **Cayenne pepper** sprinkled on rat trails to deter them.
- **Dry ice** in rat burrows.



RAPTORS ARE THE SOLUTION